

# GAGEMETAL<sup>®</sup>

## Textured Stainless Steel

Classic Stainless Steel gets a makeover with our surface textures. These subtle, dimensional textures naturally disguise fingerprints.




**GM422 (SS) Armor**

The look of white noise in stainless steel.




**GM4947 (SS) Hammered Satin**

#4 Brushed with random dimples.



**GM4965 (SS) Stipple**

Irregular ovals etched out of bright annealed.




**GM4969 (SS) Top Grain**

Organic pattern in #4 Brushed.

*Digital print processes cannot exactly replicate the color and finish nuances of our metal products.  
Please request a physical sample for an accurate color match.*





## Specifications

---

- Sheet size is 48" x 96" standard. Other sizes may be available with extended lead times.
- Approximate weight is 1.512 lbs/SF.
- Sheets are 20 gauge (.0375"/.953 mm thick) or 22 gauge (.0336"/.853 mm) standard, depending on the design. 18 gauge and 16 gauge sheets are also available, but textures may not be as deep and dimensional.
- When cutting to size, it is recommended that a sharp shear or bandsaw be used.
- Sheets can be easily cleaned with a mild soap and water solution or non-abrasive cleaner (i.e. Windex®) and a soft, lint-free cloth.
- GM422, GM4947, and GM4969 can be customized with a colored PVD. Contact Gage for availability.

## What installation options can be used?

---

- **Gage System E (Extrusion)** – Gage will supply in clear anodized finish.
- **Stand-Offs** – By contractor
- **Direct Glue** – Use appropriate commercial grade construction adhesive to mount to surface (i.e. sheetrock, MDF, or other)
- **Elevator Doors** – Panels can be formed to a 90° angle without damage to the finish.
- **Forming** – Can be formed to 180° bend.
- **Cut-Outs** – Can be cut with fiber or CO<sub>2</sub> laser, or die punched.